




MEDIA PACK 2023



MAYOR OF LONDON





© THOMAS LOVELOCK



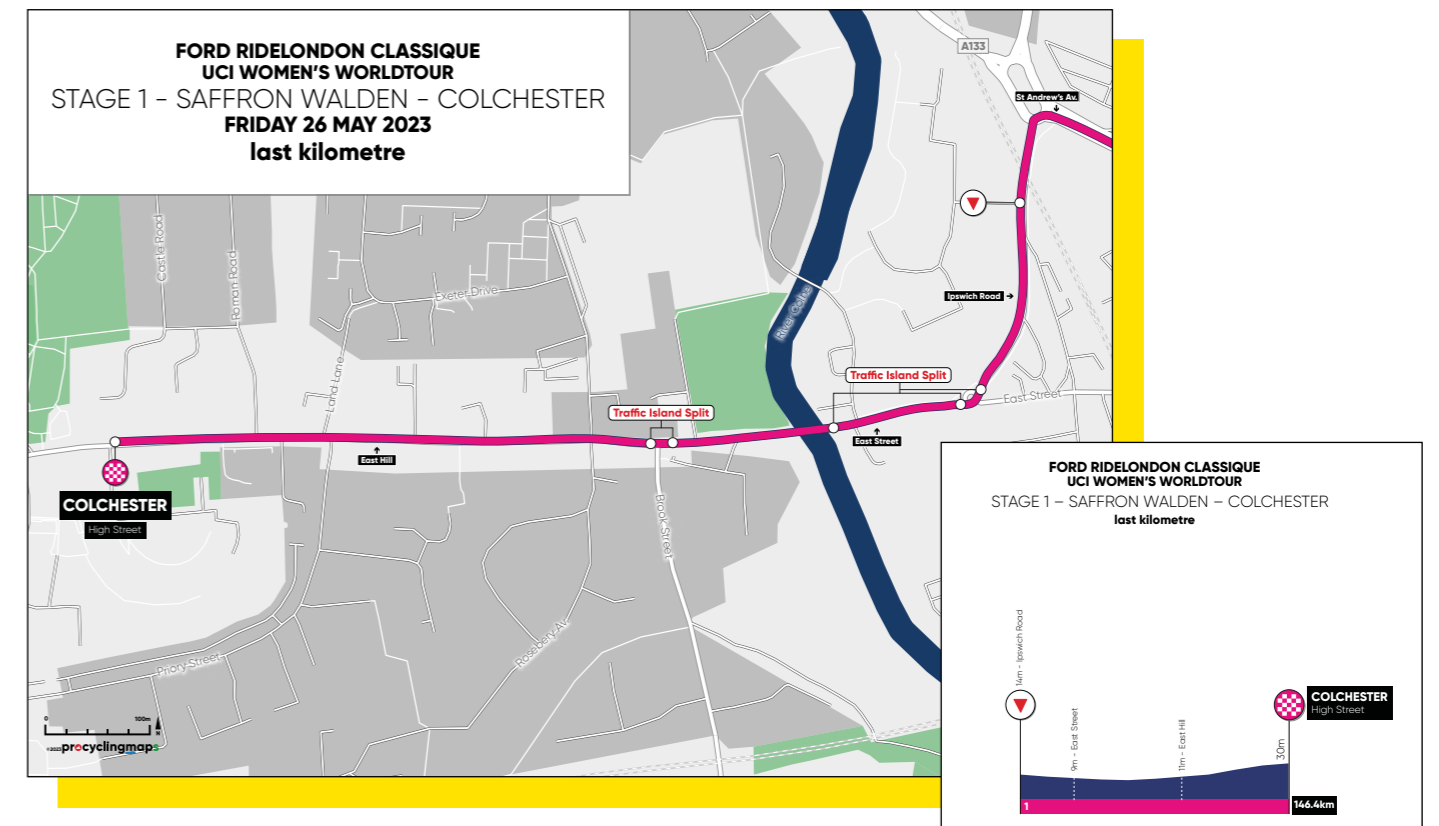
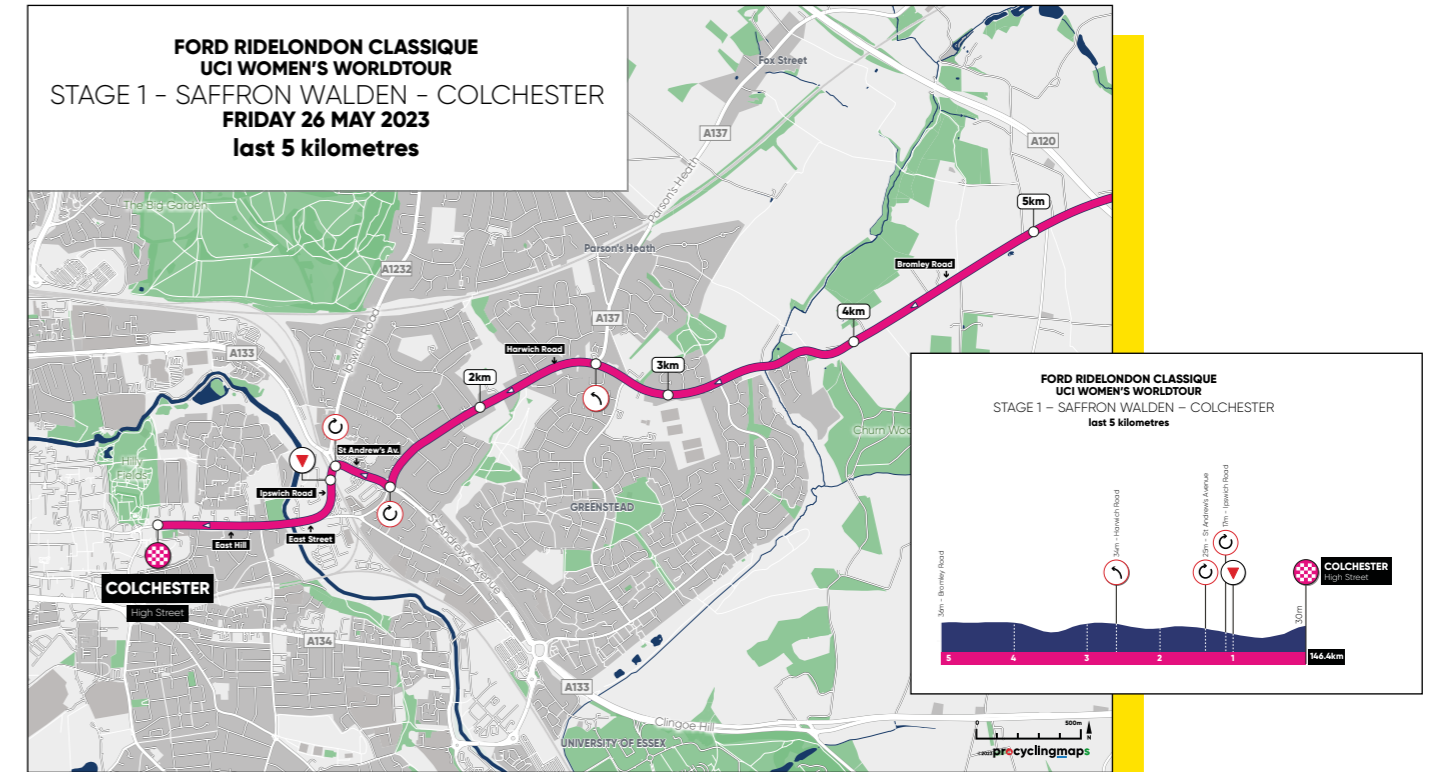
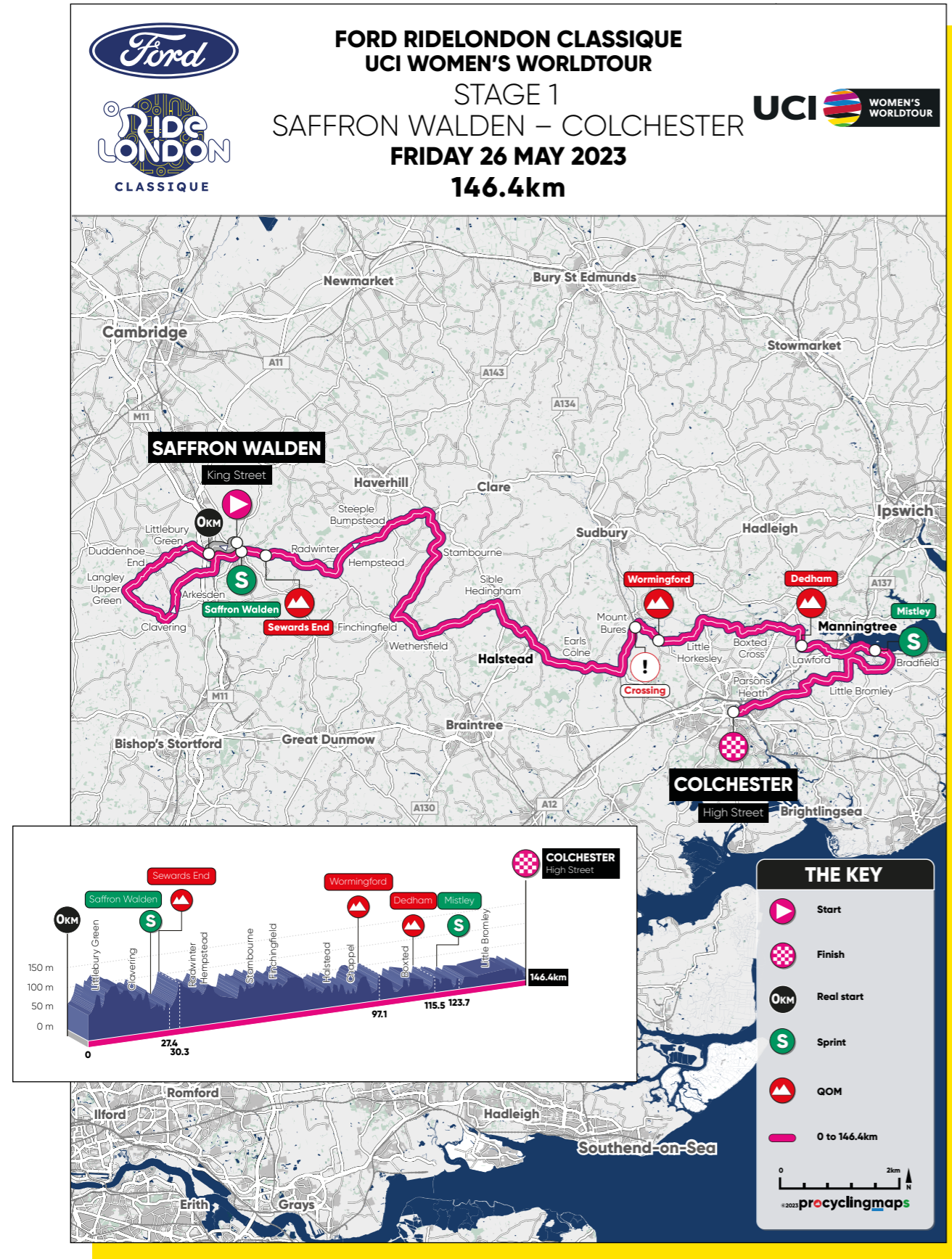
Contents

STAGE 1 ROUTE MAP AND PROFILE	4
STAGE 1 LAST 5KM AND LAST 1KM MAP AND PROFILE	5
STAGE 1 START AREA	6
STAGE 1 FINISH AREA	7
STAGE 2 ROUTE MAP AND PROFILE	8
STAGE 2 LAST 5KM AND LAST 1KM MAP AND PROFILE	9
START 2 START AREA	10
START 2 FINISH AREA	11
STAGE 3 ROUTE MAP AND PROFILE	12
STAGE 3 LAST 5KM MAP AND PROFILE	13
STAGE 3 LAST 1KM MAP AND PROFILE	14
START AND FINISH AREA	15
STAGE 1 RACE SCHEDULE	16
STAGE 2 RACE SCHEDULE	17
STAGE 3 RACE SCHEDULE	18
RACE INFORMATION	20
PRIZE TABLE	24
FORD RIDELONDON CLASSIQUE TEAMS	26
FORD RIDELONDON CLASSIQUE LEADER'S JERSEYS	27

STAGE 1 ROUTE MAP AND PROFILE

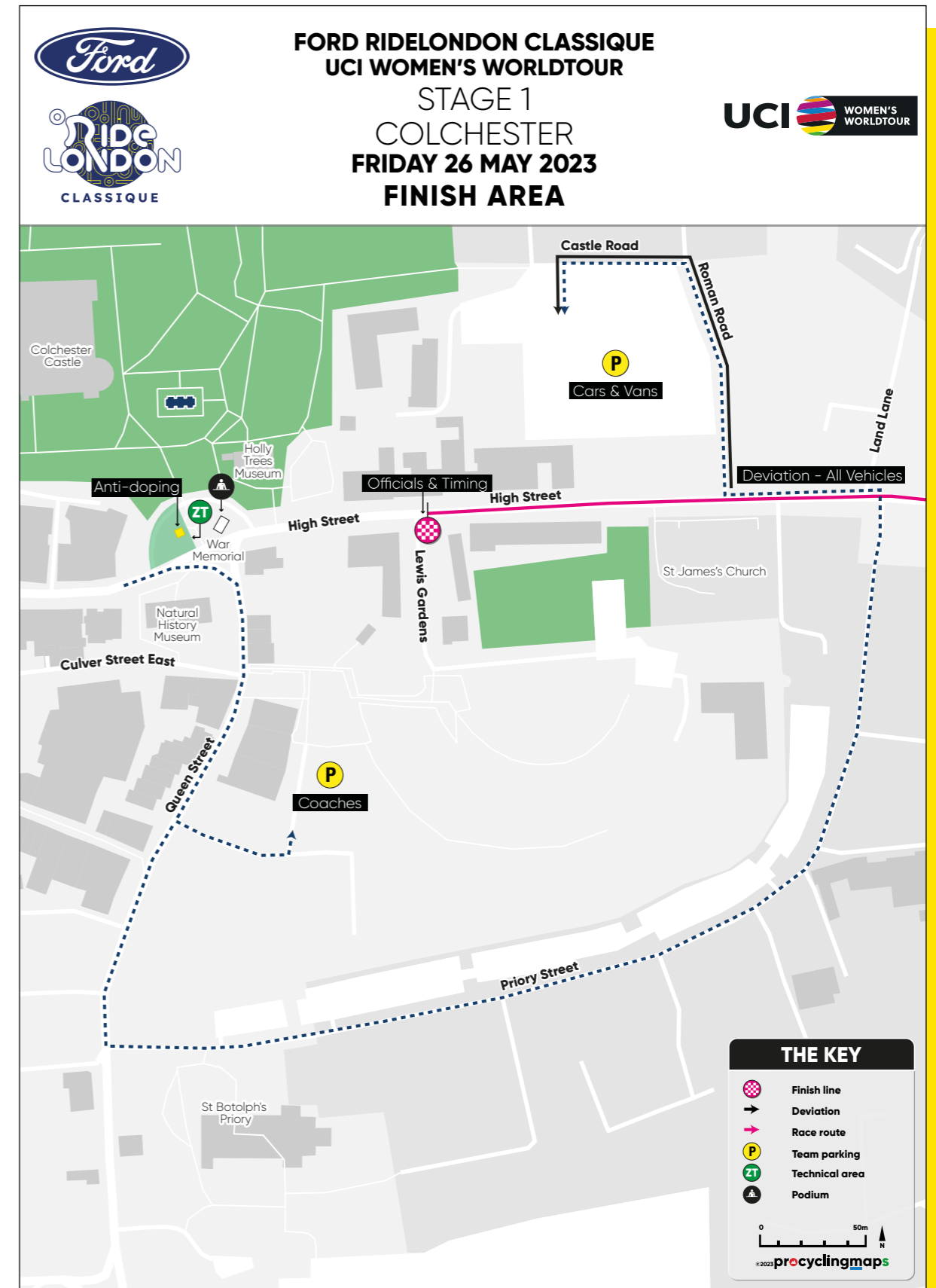
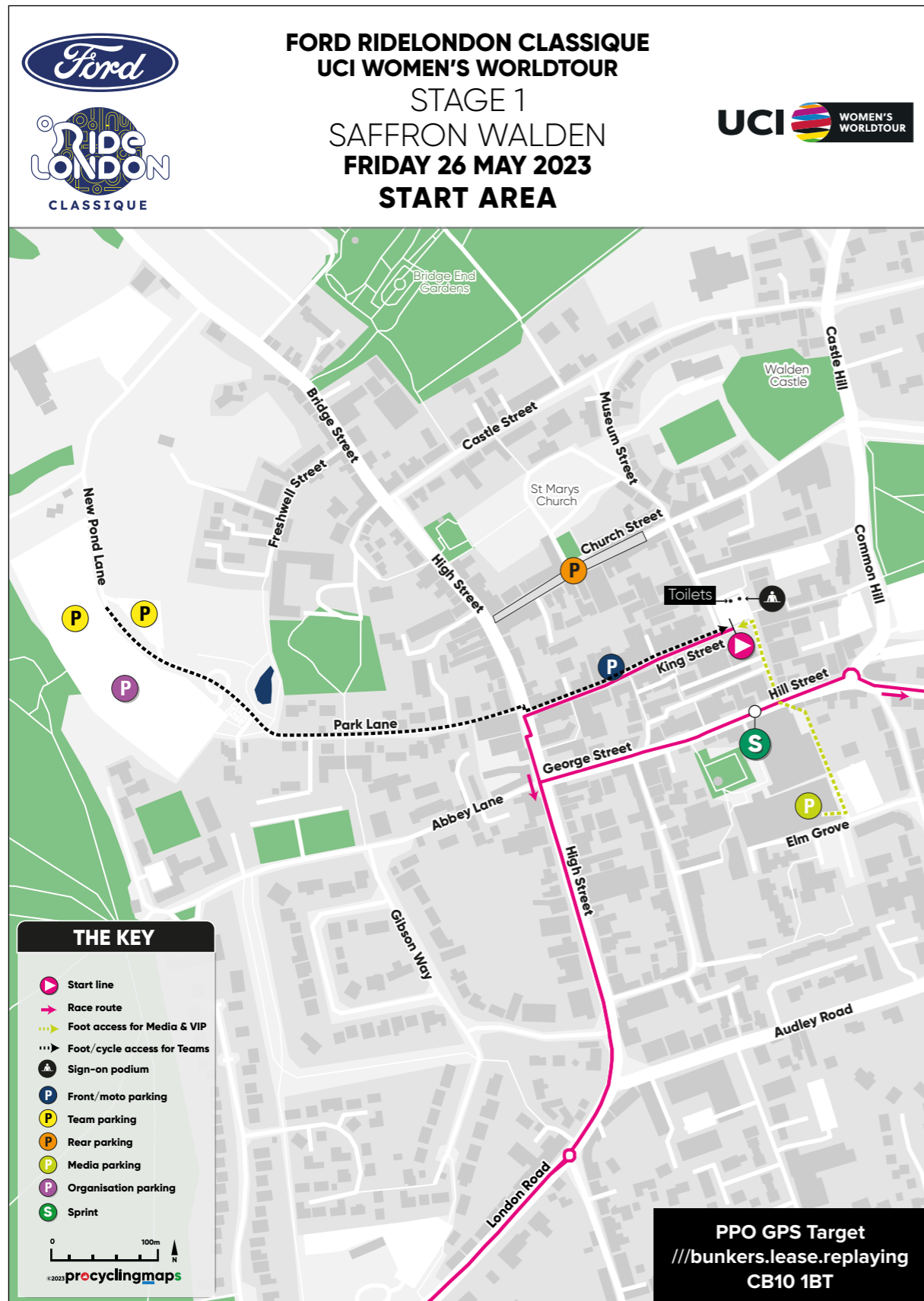


STAGE 1 LAST 5KM AND 1KM MAP AND PROFILE

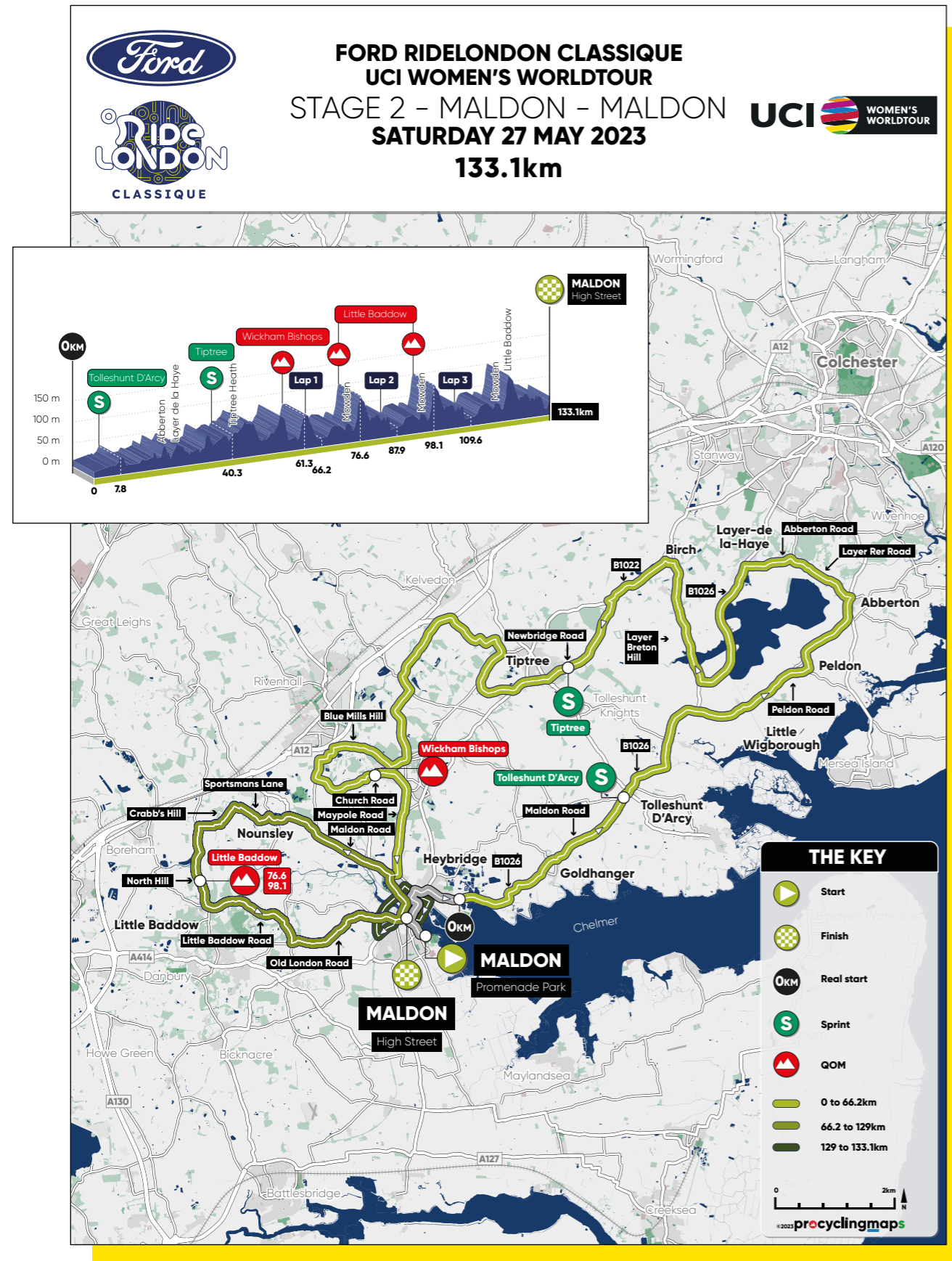


STAGE 1 START AREA

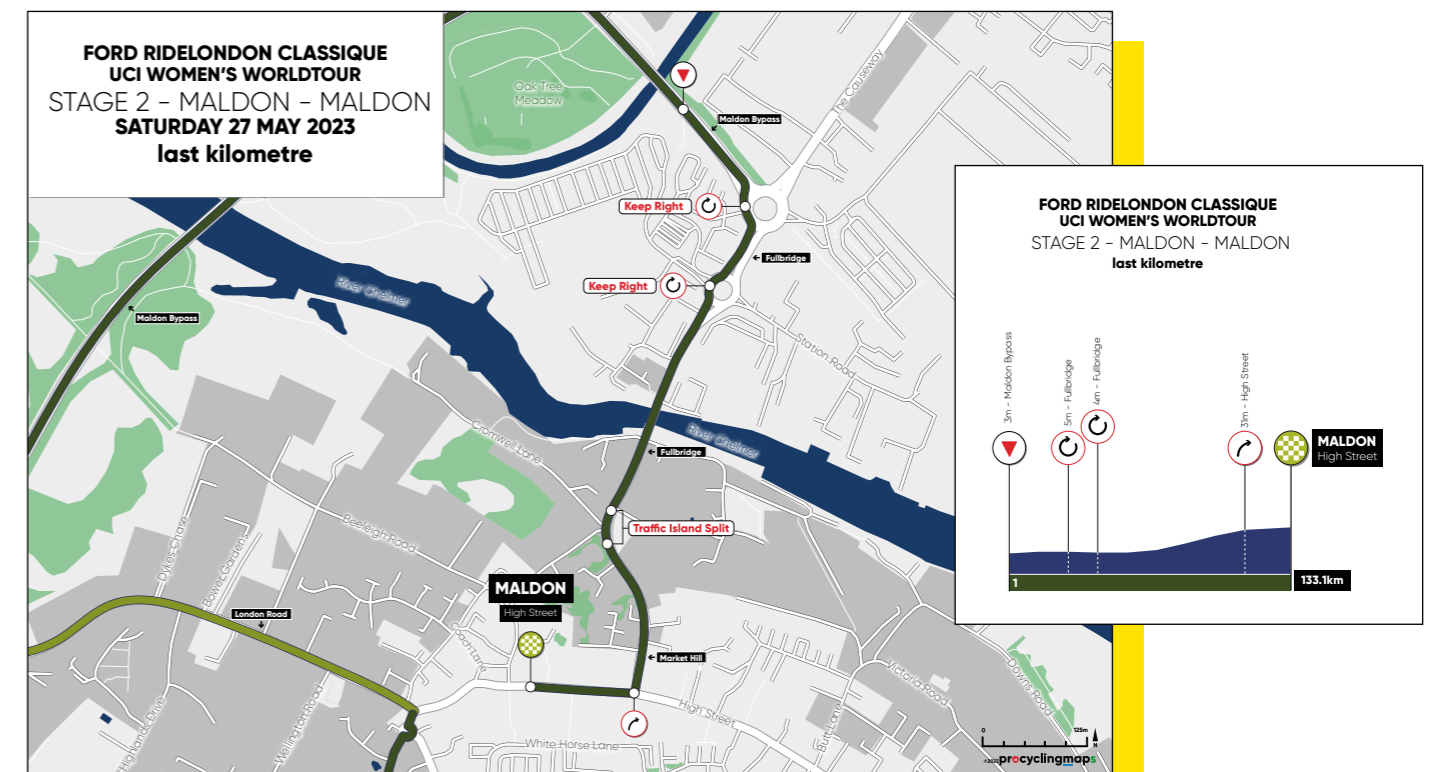
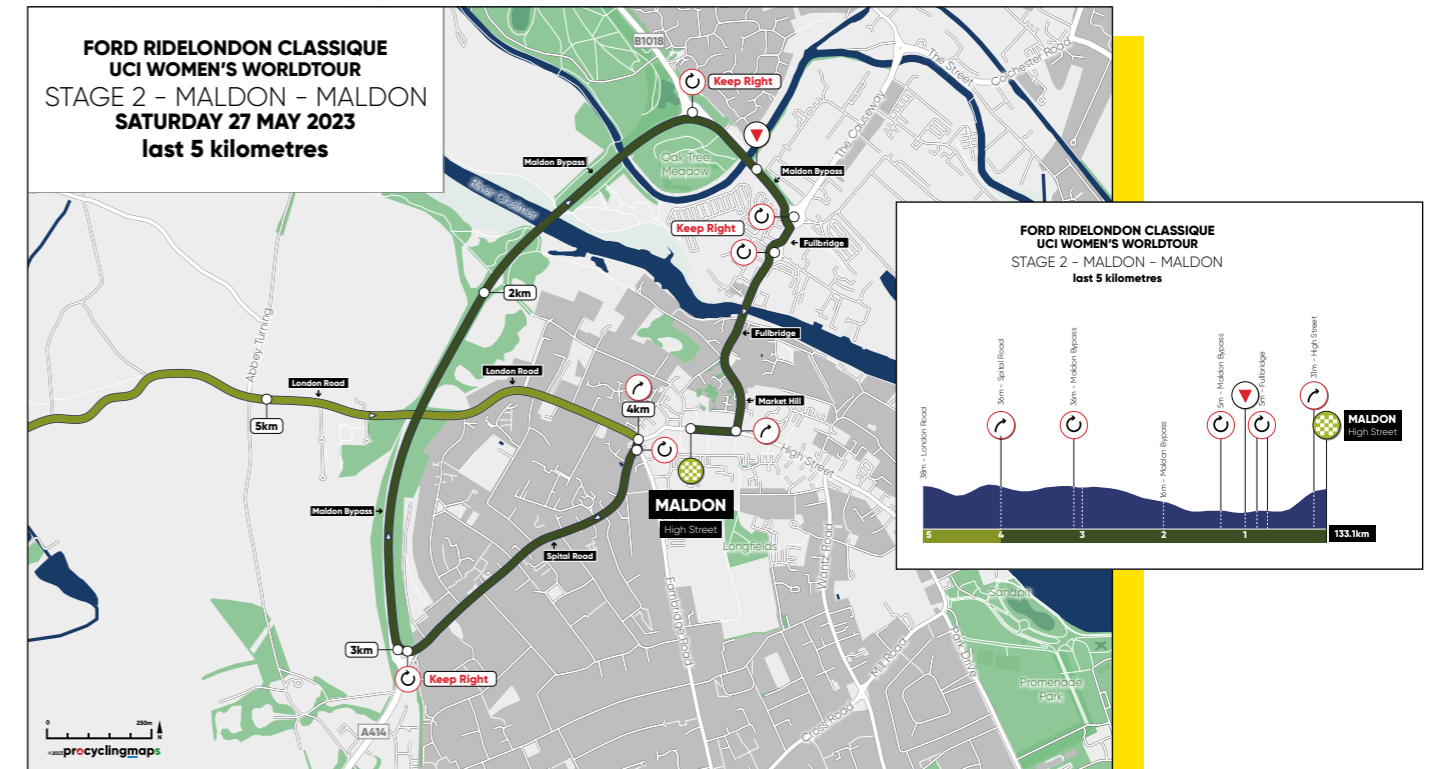
STAGE 1 FINISH AREA



STAGE 2 ROUTE MAP AND PROFILE



STAGE 2 LAST 5KM AND 1KM MAP AND PROFILE

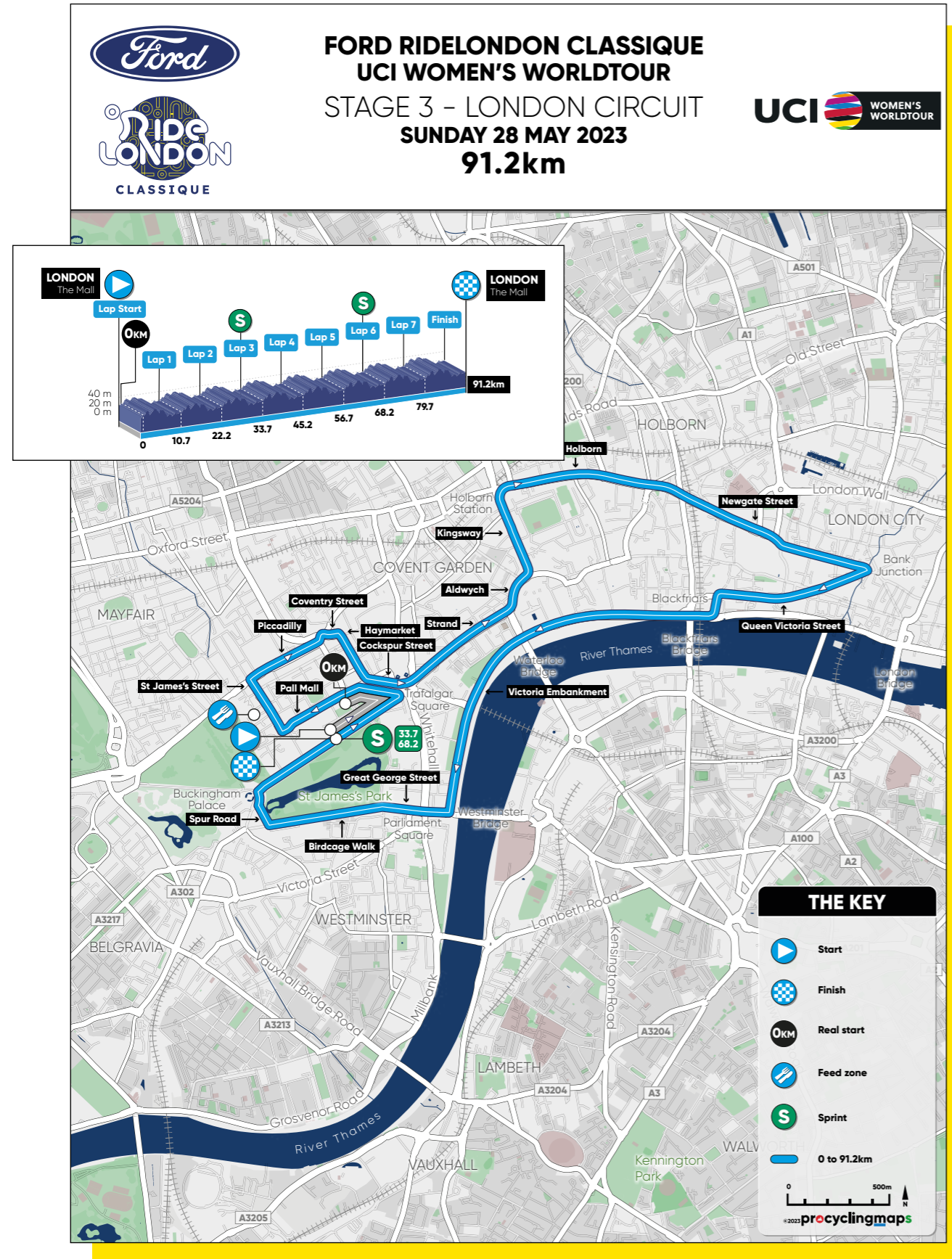


STAGE 2 START AREA

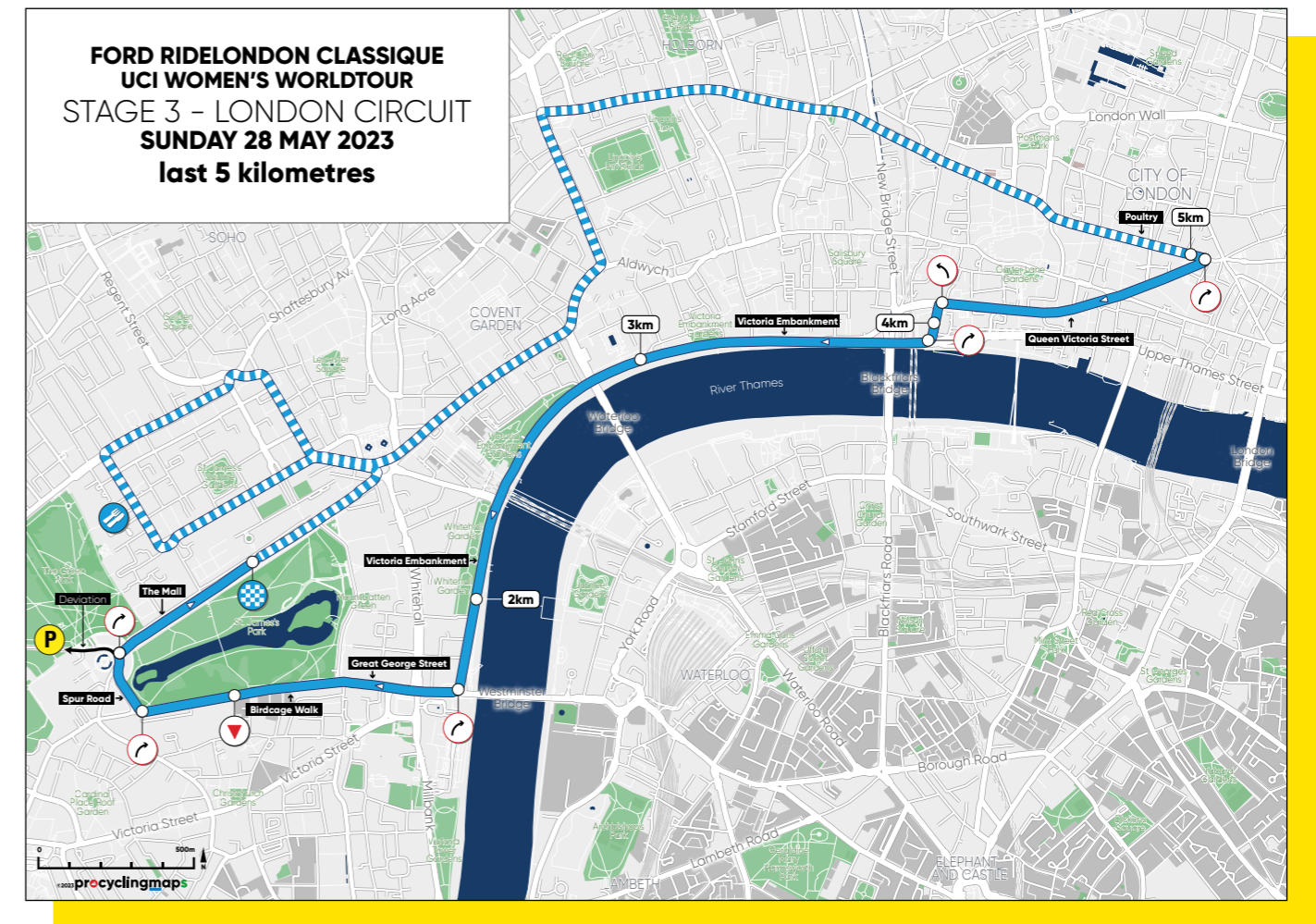

STAGE 2 FINISH AREA



STAGE 3 ROUTE MAP AND PROFILE



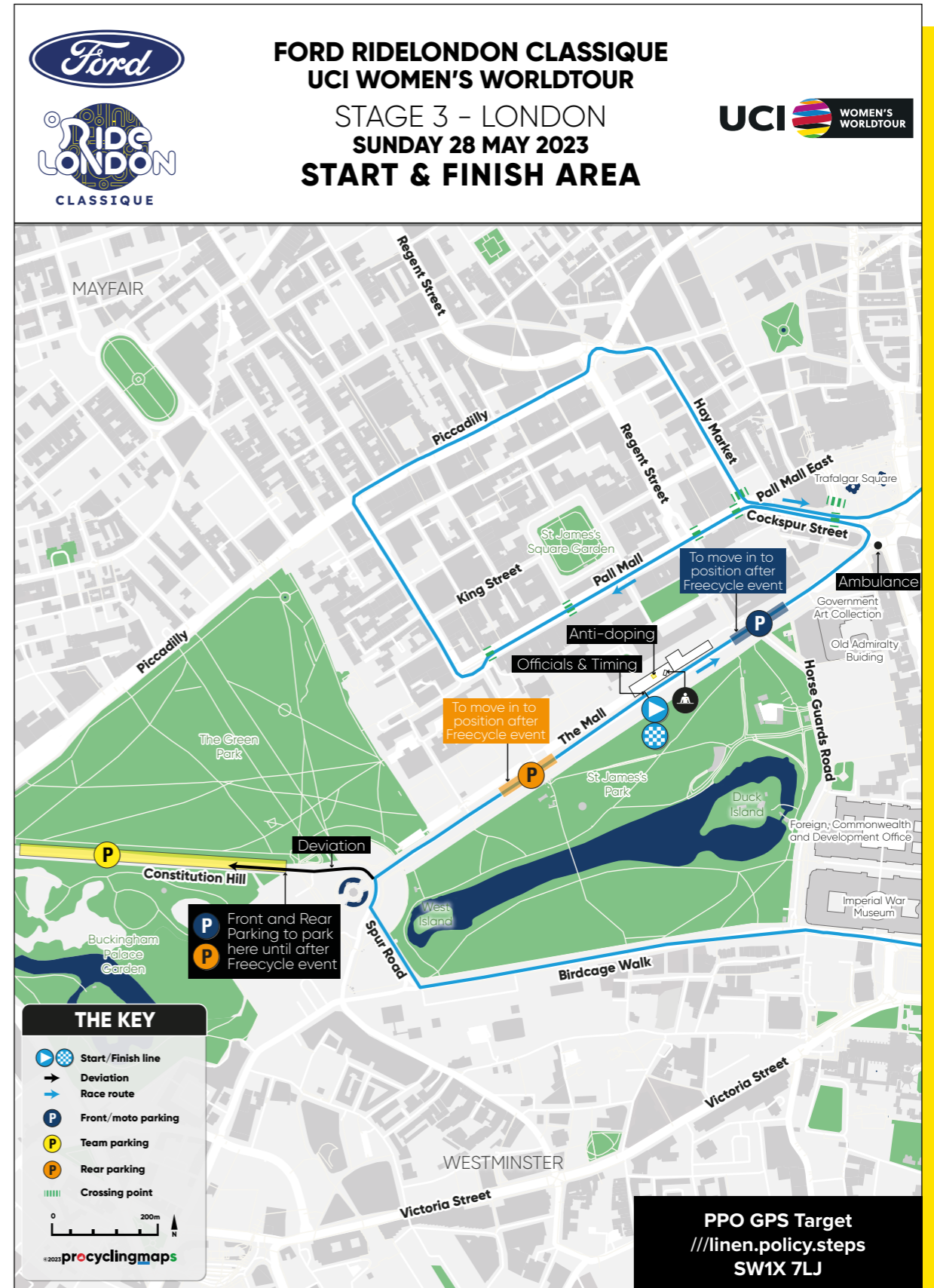
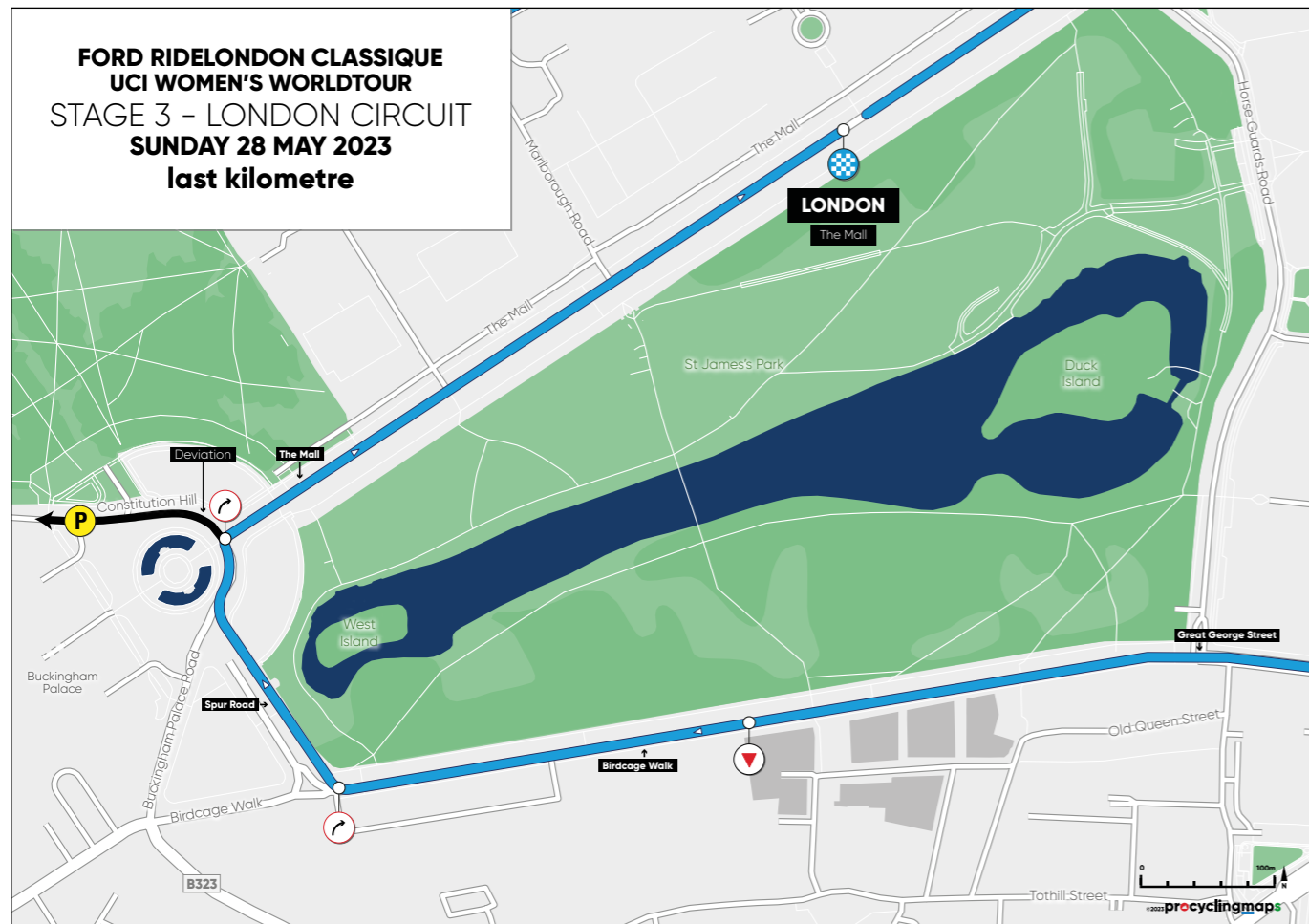
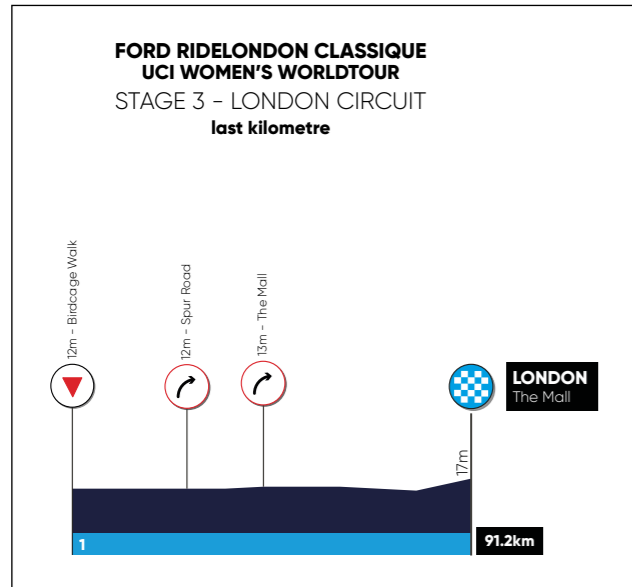
STAGE 3 LAST 5KM MAP AND PROFILE



STAGE 3 LAST KILOMETRE

STAGE 3 START AND FINISH AREA

STAGE 3 LAST 1KM MAP AND PROFILE



RACE SCHEDULES



STAGE 1

SAFFRON WALDEN – COLCHESTER		KM	146.4 KM		AVERAGE SPEED (KPH)		
STAGE1 – Friday 26 May 2023		ROUTE	RACE	TO GO	42	40	38
START	King Street, Saffron Walden	0.0	-3.3	-	11:00	11:00	11:00
RACE NEUTRAL	Audley End House	2.2	-1.1	-	11:03	11:03	11:03
0 KM	Chestnut Avenue	3.3	0.0	146.4	11:04	11:04	11:05
	Littlebury Green	5.4	2.1	144.3	11:07	11:08	11:08
	Duddenhoe End	9.7	6.4	140.0	11:13	11:14	11:15
	Langley Upper Green	12.6	9.3	137.1	11:18	11:18	11:19
	Clavering	18.7	15.4	131.0	11:26	11:28	11:29
	Arkesden	21.6	18.3	128.1	11:30	11:32	11:34
	Wendens Ambo	26.4	23.1	123.3	11:37	11:39	11:41
Sprint 1	Hill St, Saffron Walden	30.7	27.4	119.0	11:43	11:46	11:48
QOM 1	Walden Rd, Swards End	33.6	30.3	116.1	11:48	11:50	11:53
	Radwinter	38.3	35.0	111.4	11:54	11:57	12:00
	Hempstead	39.1	39.1	107.3	11:55	11:58	12:01
	Steeple Bumpstead	48.8	45.5	100.9	12:09	12:13	12:17
	Stamboune	58.1	54.8	91.6	12:23	12:27	12:31
	Finchingfield	65.3	62.0	84.4	12:33	12:37	12:43
	Wethersfield	68.9	65.6	80.8	12:38	12:43	12:48
	Sible Hedingham	77.0	73.7	72.7	12:50	12:55	13:01
	Halstead	83.2	79.9	66.5	12:58	13:04	13:11
	Earls Colne	88.6	85.3	61.1	13:06	13:12	13:19
	Wakes Colne	92.8	89.5	56.9	13:12	13:19	13:26
	Mount Bures	97.3	94.0	52.4	13:19	13:25	13:33
QOM 2	Sandy Hill, Woringford	100.4	97.1	49.3	13:23	13:30	13:38
	Little Horkesley	104.3	101.0	45.4	13:29	13:36	13:44
	Boxted Cross	111.1	107.8	38.6	13:38	13:46	13:55
	Dedham	118.1	114.8	31.6	13:48	13:57	14:06
QOM 3	Castle Hill, Dedham	118.8	115.5	30.9	13:49	13:58	14:07
	Lawford	123.9	120.6	25.8	13:57	14:05	14:15
Sprint 2	Mistley	127.0	123.7	22.7	14:01	14:10	14:20
	Bradfield	130.0	126.7	19.7	14:05	14:15	14:25
	Little Bromley	138.0	134.7	11.7	14:17	14:27	14:37
	Parsons Heath	147.8	144.5	1.9	14:31	14:41	14:53
FINISH	High Street, Colchester	149.7	146.4	0.0	14:33	14:44	14:56
NEUTRAL RACE ROUTE	ridewithgps.com/routes/42257365				03:29	03:39	03:51
RACE ROUTE	ridewithgps.com/routes/42257395				RACE DURATION		

STAGE 2

MALDON – MALDON		KM	133.1 KM		AVERAGE SPEED (KPH)		
STAGE 2 – SATURDAY 27 MAY 2023		ROUTE	RACE	TO GO	42	40	38
RACE NEUTRAL	High Street, Maldon	0.6	-3.4	-	11:00	11:00	11:00
	Fullbridge, Maldon	1.4	-2.6	-	11:02	11:02	11:02
	Heybridge	2.2	-1.8	-	11:03	11:03	11:03
0 KM	Goldhanger Road / Basin Road	4.0	0.0	133.1	11:05	11:06	11:06
	Goldhanger	7.7	3.7	129.4	11:11	11:11	11:12
Sprint 1	Maldon Road, Tolleshunt D'Arcy	11.8	7.8	125.3	11:16	11:17	11:18
	Great Wigborough	18.2	14.2	118.9	11:26	11:27	11:28
	Peldon	21.5	17.5	115.6	11:30	11:32	11:33
	Abberton	24.5	20.5	112.6	11:35	11:36	11:38
	Laver de la Haye	28.9	24.9	108.2	11:41	11:43	11:45
	Laver Breton	36.3	32.3	100.8	11:51	11:54	11:57
	Birch	38.2	34.2	98.9	11:54	11:57	12:00
	Smythe's Green	41.7	37.7	95.4	11:59	12:02	12:05
Sprint 2	Newbridge Road, Tiptree	44.3	40.3	92.8	12:03	12:06	12:09
	Tiptree Heath	47.8	43.8	89.3	12:08	12:11	12:15
	Beacon Hill	58.0	54.0	79.1	12:22	12:27	12:31
QOM 1	Church Rd, Wickham Bishops	65.3	61.3	71.8	12:33	12:37	12:43
Circuit – Lap 1	Langford Road / Heybridge Approach Roundabout	70.2	66.2	66.9	12:40	12:45	12:50
	Langford	71.0	67.0	66.1	12:41	12:46	12:52
	Maldon Road (B1019) left turn towards Nounsley	74.6	70.6	62.5	12:46	12:51	12:57
	Paper Mill Bridge	79.5	75.5	57.6	12:53	12:59	13:05
QOM 2	North Hill, Little Baddow	80.6	76.6	56.5	12:55	13:00	13:07
	Woodham Walter	84.5	80.5	52.6	13:00	13:06	13:13
	High Street, Maldon	89.8	85.8	47.3	13:08	13:14	13:21
Circuit – Lap 2	Langford Road / Heybridge Approach Roundabout	91.9	87.9	45.2	13:11	13:17	13:25
	Langford	92.8	88.8	44.3	13:12	13:19	13:26
	Maldon Road (B1019) left turn towards Nounsley	96.2	92.2	40.9	13:17	13:24	13:31
	Paper Mill Bridge	101.6	97.6	35.5	13:25	13:32	13:40
QOM 3	North Hill, Little Baddow	102.1	98.1	35.0	13:25	13:33	13:41
	Woodham Walter	106.5	102.5	30.6	13:32	13:39	13:48
	High Street, Maldon	111.5	107.5	25.6	13:39	13:47	13:56
Circuit – Lap 3	Langford Road / Heybridge Approach Roundabout	113.6	109.6	23.5	13:42	13:50	13:59
	Langford	114.5	110.5	22.6	13:43	13:51	14:00
	Maldon Road (B1019) left turn towards Nounsley	117.9	113.9	19.2	13:48	13:56	14:06
	Paper Mill Bridge	123.1	119.1	14.0	13:55	14:04	14:14
	North Hill, Little Baddow	124.0	120.0	13.1	13:57	14:06	14:15
	Woodham Walter	128.1	124.1	9.0	14:03	14:12	14:22
Finishing Loop	High Street, Maldon	133.9	129.9	3.2	14:11	14:20	14:31
	A414 Roundabout	135.1	131.1	2.0	14:13	14:22	14:33
	River Chelmer Bridge	135.4	131.4	1.7	14:13	14:23	14:33
	Fullbridge (over River Chelmer)	136.6	132.6	0.5	14:15	14:24	14:35
FINISH	High Street, Maldon	137.1	133.1	0.0	14:15	14:25	14:36
NEUTRAL RACE ROUTE	ridewithgps.com/routes/42257440				03:10	03:19	03:30
RACE ROUTE	ridewithgps.com/routes/42257480						

RACE SCHEDULE



STAGE 3

STAGE 3

LONDON CIRCUIT		91.2 KM				AVERAGE SPEED (KPH)		
STAGE 3 - SUNDAY 28 MAY 2023		ROUTE KM	RACE KM	KM TO GO	LAP TO GO	44	42	40
START	The Mall	0.0	-0.8	-	-	15:30	15:30	15:30
0 KM	Pall Mall	0.8	0.0	91.2	-	00:01	00:01	00:01
	Piccadilly	1.6	0.8	90.4		15:32	15:32	15:32
	Piccadilly Circus	2.1	1.3	89.9		15:32	15:33	15:33
	Trafalgar Square	2.7	1.9	89.3		15:33	15:33	15:34
	Strand	2.9	2.1	89.1		15:33	15:34	15:34
	Holborn Station	4.2	3.4	87.8		15:35	15:36	15:36
	Bank Station	6.5	5.7	85.5		15:38	15:39	15:39
	Blackfriars Underpass	7.6	6.8	84.4		15:40	15:40	15:41
	Parliament Square	9.8	9.0	82.2		15:43	15:44	15:44
End of Lap 1	The Mall	11.5	10.7	80.5	7	15:45	15:46	15:47
	Pall Mall	12.3	11.5	79.7		15:46	15:47	15:48
	Piccadilly	13.1	12.3	78.9		15:47	15:48	15:49
	Piccadilly Circus	13.6	12.8	78.4		15:48	15:49	15:50
	Trafalgar Square	14.2	13.4	77.8		15:49	15:50	15:51
	Strand	14.4	13.6	77.6		15:49	15:50	15:51
	Holborn Station	15.7	14.9	76.3		15:51	15:52	15:53
	Bank Station	18.0	17.2	74.0		15:54	15:55	15:57
	Blackfriars Underpass	19.1	18.3	72.9		15:56	15:57	15:58
	Parliament Square	21.3	20.5	70.7		15:59	16:00	16:01
End of Lap 2	The Mall	23.0	22.2	69.0	6	16:01	16:02	16:04
	Pall Mall	23.8	23.0	68.2		16:02	16:04	16:05
	Piccadilly	24.6	23.8	67.4		16:03	16:05	16:06
	Piccadilly Circus	25.1	24.3	66.9		16:04	16:05	16:07
	Trafalgar Square	25.7	24.9	66.3		16:05	16:06	16:08
	Strand	25.9	25.1	66.1		16:05	16:07	16:08
	Holborn Station	27.2	26.4	64.8		16:07	16:08	16:10
	Bank Station	29.5	28.7	62.5		16:10	16:12	16:14
	Blackfriars Underpass	30.6	29.8	61.4		16:11	16:13	16:15
	Parliament Square	32.8	32.0	59.2		16:14	16:16	16:19
End of Lap 3 - Sprint	The Mall	34.5	33.7	57.5	5	16:17	16:19	16:21
	Pall Mall	35.3	34.5	56.7		16:18	16:20	16:22
	Piccadilly	36.1	35.3	55.9		16:19	16:21	16:24
	Piccadilly Circus	36.6	35.8	55.4		16:19	16:22	16:24
	Trafalgar Square	37.2	36.4	54.8		16:20	16:23	16:25
	Strand	37.4	36.6	54.6		16:21	16:23	16:26
	Holborn Station	38.7	37.9	53.3		16:22	16:25	16:28
	Bank Station	41.0	40.2	51.0		16:25	16:28	16:31
	Blackfriars Underpass	42.1	41.3	49.9		16:27	16:30	16:33
	Parliament Square	44.3	43.5	47.7		16:30	16:33	16:36

LONDON CIRCUIT		91.2 KM				AVERAGE SPEED (KPH)		
STAGE 3 - SUNDAY 28 MAY 2023		ROUTE KM	RACE KM	KM TO GO	LAP TO GO	44	42	40
End of Lap 4	The Mall	46.0	45.2	46.0	4	16:32	16:35	16:39
	Pall Mall	46.8	46.0	45.2		16:33	16:36	16:40
	Piccadilly	47.6	46.8	44.4		16:34	16:38	16:41
	Piccadilly Circus	48.1	47.3	43.9		16:35	16:38	16:42
	Trafalgar Square	48.7	47.9	43.3		16:36	16:39	16:43
	Strand	48.9	48.1	43.1		16:36	16:39	16:43
	Holborn Station	50.2	49.4	41.8		16:38	16:41	16:45
	Bank Station	52.5	51.7	39.5		16:41	16:45	16:48
	Blackfriars Underpass	53.6	52.8	38.4		16:43	16:46	16:50
	Parliament Square	55.8	55.0	36.2		16:46	16:49	16:53
End of Lap 5	The Mall	57.5	56.7	34.5	3	16:48	16:52	16:56
	Pall Mall	58.3	57.5	33.7		16:49	16:53	16:57
	Piccadilly	59.1	58.3	32.9		16:50	16:54	16:58
	Piccadilly Circus	59.6	58.8	32.4		16:51	16:55	16:59
	Trafalgar Square	60.2	59.4	31.8		16:52	16:56	17:00
	Strand	60.4	59.6	31.6		16:52	16:56	17:00
	Holborn Station	61.7	60.9	30.3		16:54	16:58	17:02
	Bank Station	64.0	63.2	28.0		16:57	17:01	17:06
	Blackfriars Underpass	65.1	64.3	26.9		16:58	17:03	17:07
	Parliament Square	67.3	66.5	24.7		17:01	17:06	17:10
End of Lap 6 - Sprint	The Mall	69.0	68.2	23.0	2	17:04	17:08	17:13
	Pall Mall	69.8	69.0	22.2		17:05	17:09	17:14
	Piccadilly	70.6	69.8	21.4		17:06	17:10	17:15
	Piccadilly Circus	71.1	70.3	20.9		17:06	17:11	17:16
	Trafalgar Square	71.7	70.9	20.3		17:07	17:12	17:17
	Strand	71.9	71.1	20.1		17:08	17:12	17:17
	Holborn Station	73.2	72.4	18.8		17:09	17:14	17:19
	Bank Station	75.5	74.7	16.5		17:12	17:17	17:23
	Blackfriars Underpass	76.6	75.8	15.4		17:14	17:19	17:24
	Parliament Square	78.8	78.0	13.2		17:17	17:22	17:28
End of Lap 7	The Mall	80.5	79.7	11.5	1	17:19	17:25	17:30
	Pall Mall	81.3	80.5	10.7		17:20	17:26	17:31
	Piccadilly	82.1	81.3	9.9		17:21	17:27	17:33
	Piccadilly Circus	82.6	81.8	9.4		17:22	17:28	17:33
	Trafalgar Square	83.2	82.4	8.8		17:23	17:28	17:34
	Strand	83.4	82.6	8.6		17:23	17:29	17:35
	Holborn Station	84.7	83.9	7.3		17:25	17:31	17:37
	Bank Station	87.0	86.2	5.0		17:28	17:34	17:40
	Blackfriars Underpass	88.1	87.3	3.9		17:30	17:35	17:42
	Parliament Square	90.3	89.5	1.7		17:33	17:39	17:45
FINISH	The Mall	92.0	91.2	0.0	0	17:35	17:41	17:48
NEUTRAL RACE ROUTE	ridewithgps.com/routes/42257506					02:03	02:09	02:15
RACE ROUTE	ridewithgps.com/routes/42257502					RACE DURATION		

RACE INFORMATION

ART. 1 ORGANISATION

Ford RideLondon Classique is organised by London Marathon Events Limited and held on 26, 27 and 28 May 2023 under the regulations of the Union Cycliste Internationale (UCI).

London Marathon Events Limited

Marathon House
190 Great Dover Street
London
SE1 4YB

womens.classique@londonmarathonevents.co.uk

ridelondon.co.uk

ART. 2 TYPE OF COMPETITION AND CATEGORY OF PARTICIPANTS

The event is registered on the UCI WorldTour calendar and is registered as a 2.WWT race. In conformity with the UCI rules and regulation 2.10.017, points for stages are recorded on the last day of the event and awarded as follows:

Women's WorldTour UCI points	
Position	Points
1	400
2	320
3	260
4	220
5	180
6	140
7	120
8	100
9	80
10	68
11	56
12	48
13	40
14	32
15	28
16 – 20	24
21 – 30	16
31 – 40	8

ART. 3 SECONDARY COMPETITIONS

The priority of jerseys is as follows:

1. General time classification
2. Sprint classification
3. Queen of the Mountain classification
4. Youth classification

If a rider leads in two classifications, the higher numbered jersey takes priority.

QUEEN OF THE MOUNTAINS

There are six Queen of the Mountains competitions on the first two stages, as follows:

STAGE 1 – SAFFRON WALDEN TO COLCHESTER
QOM 1 – Seward's End
QOM 2 – Sandy Hill, Wormingford
QOM 3 – Castle Hill, Dedham
STAGE 2 – MALDON TO MALDON
QOM 1 – Wickham Bishops
QOM 2 and 3 – North Hill, Little Baddow – 1st and 2nd passage only

SPRINTS

There are six Sprint competitions over three stages, as follows:

STAGE 1 – SAFFRON WALDEN TO COLCHESTER
Sprint 1 – Saffron Walden
Sprint 2 – Mistley
STAGE 2 – MALDON TO MALDON
Sprint 1 – Tolleshunt D'Arcy
Sprint 2 – Tiptree
STAGE 3 – THE MALL
Sprint 1 – End of lap 3
Sprint 2 – End of lap 6

GENERAL INDIVIDUAL CLASSIFICATION BY TIME

The General Individual Classification by time is decided by adding together the time taken by the riders on each stage, less any time bonuses and plus any time penalties. The rider leading this competition after Stage 1 will wear the Leader's Jersey.

Where two or more riders make the same time in the General Individual time placings, the placings obtained in each stage shall be added and, as a last resort, the place obtained in the last stage ridden shall be taken into consideration to decide the order, in accordance with UCI regulation 2.5.015.

TIME BONUSES

In accordance with UCI regulation 2.6.019, time bonuses applicable only to General Individual Classification. Time will be awarded on each Stage as follows based on finish position: 10, 6 and 4 second(s) and at a maximum of two Intermediate Sprints on each stage: 3, 2 and 1 second(s) to the first three riders at each intermediate location.

THE QUEEN OF THE MOUNTAINS COMPETITION

The Queen of the Mountains classification is decided by adding the points awarded on each of the classified climbs. The rider leading the competition will wear the Queen of the Mountains jersey. Points will be awarded as follows: 4, 2, 1 points on each of the Queen of the Mountains climbs.

In the event of a tie, the following criteria shall be applied in order until the riders are separated:

1. Number of first places on climbs
2. Number of second places on climbs, and so on
3. General Individual Classification by time



TIME	TIME BONUSES FOR GENERAL CLASSIFICATION (SECONDS)					
PLACE	QOM 1	QOM 2	QOM 3	SPRINT 1	SPRINT 2	STAGE
1	–	–	–	3	3	10
2	–	–	–	2	2	6
3	–	–	–	1	1	4
4	–	–	–	–	–	–
5	–	–	–	–	–	–

POINTS	QOM CLASSIFICATION			SPRINT CLASSIFICATION		
PLACE	QOM 1	QOM 2	QOM 3	SPRINT 1	SPRINT 2	STAGE
1	4	4	4	4	4	12
2	2	2	2	2	2	8
3	1	1	1	1	1	6
4	–	–	–	–	–	4
5	–	–	–	–	–	2

THE SPRINTS COMPETITION

The Sprints classification is decided by adding the points awarded on each of the intermediate Sprints and at the Finish Line of each Stage. The rider leading the competition will wear the Sprints jersey. Points will be awarded as follows: 4, 2, 1 points on each of the intermediate Sprints and 12, 8, 6, 4 and 2 points at the Finish Line of each Stage.

The rider leading the competition will wear the Sprint jersey.

In the event of a tie in the general individual points classification, the following criteria shall be applied in order until the riders are separated:

1. Number of wins at Intermediate Sprints
2. General Individual Classification by time

THE BEST BRITISH RIDER COMPETITION

Only riders holding a British Cycling-issued racing licence may take part in the Best British Rider competition.

The leader of the Best British Rider competition is the first British rider on the General Individual Classification by time. In the event of a tie in the Best British Rider competition, the following criteria shall apply:

Where two or more riders make the same time in the general individual time, placings obtained in each stage shall be added and, as a last resort, the place obtained in the last stage ridden shall be taken into consideration to decide the order, in accordance with UCI regulation 2.6.015.

NOTE: The jersey will be presented on the podium with the leader lined up on the start line, however the jersey is not to be worn during the race.

THE BEST YOUNG RIDER COMPETITION

Riders eligible for this competition must have been born in the year 2000 or later. The leader of the Best Young Rider competition is the first rider in that age group in the General Individual Classification by time.

In the event of a tie in the Best Young Rider competition, the following criteria shall apply:

Where two or more riders make the same time in the General Individual time, placings obtained in each stage shall be added and, as a last resort, the place obtained in the last stage ridden shall be taken into consideration to decide the order, in accordance with UCI regulation 2.6.015.

TEAM CLASSIFICATION

The Team Classification for the day shall be calculated on the basis of the sum of the three best individual times from each Team. In the event of a tie, the Teams shall be separated by the sum of the places acquired by their three best-placed riders on the Stage. If the Teams are still tied, they shall be separated by the placing of their best rider on the Stage classification.

The Team General Classification shall be calculated based on the sum of the three best individual times from each Team in each Stage ridden. In the event of a tie, the following criteria shall be applied in order until the teams are separated:

1. The number of first places in the daily Team Classification
2. The number of second places in the daily Team Classification

ART. 10 SIGNING ON

Signing on will close 10 minutes before the race start.





PRIZE TABLE

RANK	INDIVIDUAL CLASSIFICATION	OVERALL TEAM CLASSIFICATION	OVERALL SPRINT CLASSIFICATION	OVERALL QOM CLASSIFICATION	STAGE SPRINTS CLASSIFICATION	STAGE QOM CLASSIFICATION	STAGE PRIZES	BEST YOUNG RIDER	BEST BRITISH RIDER
					SPRINT 1-6	QOM 1-5	STAGE 1-3		
1	€10,000	€3,000	€1,500	€1,500	€200	€200	€1,500	€1,250	€1,250
2	€5,000	€2,000	€750	€750	€150	€150	€750		
3	€3,000	€1,000	€500	€500	€100	€100	€550		
4	€1,500						€500		
5	€1,000						€450		
6	€700						€400		
7	€500						€350		
8	€500						€300		
9	€400						€250		
10	€400						€200		
11	€300								
12	€300								
13	€250								
14	€250								
15	€200								
16	€200								
17	€200								
18	€200								
19	€200								
20	€200								
	€25,300	€6,000	€2,750	€2,750	€2,700	€2,250	€15,750	€1,250	€1,250

**TOTAL PRIZE FUND
€60,000**

FORD RIDELONDON CLASSIQUE TEAMS



FORD RIDELONDON CLASSIQUE LEADERS' JERSEYS



Leader's jersey

U23 Leader's jersey


Best British Rider



Queen of the Mountains leader

Sprints leader





**RIDE
LONDON**
CLASSIQUE

